



ES

ES 300h



ES



lexusindia.co.in  
Lexus Owner's Desk, 24/7  
+91 76187 79898  
1800 300 53987[1800 300 LEXUS]






Note: Vehicles pictured and specifications detailed in this catalog may vary from models and equipment available in your area. Please inquire at your local dealer for details on the availability of features.









LEXUS

INTELLIGENCE

SIX



CONCEPT



Is it possible to experience extraordinary joy in daily life? We created the ES to do just that. To the regular tasks of moving you from place to place, it adds pleasure, comfort, and peace of mind, turning the routine into special experiences. The rejuvenated ES injects excitement into your everyday.



» INTELLIGENCE



Note: Vehicles pictured and specifications detailed in this catalogue may vary from models and equipment available in your area. Please inquire at your local dealer for details on the availability of features.





We further refined the renowned quietness and ride comfort of the ES's spacious interior, then heightened the experience of driving pleasure. Even as you relax in comfort, the elegant design catches eyes on the street. As Lexus's unique luxury sedan, the ES goes a step beyond to provide premium comfort.



**DESIGN**



Given the beautiful proportions, low center of gravity, and coupe-like styling, you would never guess at the spacious interior. It delivers an emotional design that excites occupants, while capturing the attention of people passing by.



» INTELLIGENCE





## EXTERIOR

The flowing roof line that slopes towards the rear complements the balanced proportions and accentuates the wide, low stance. The sharp front face and rich contrast of the side profile contribute to a powerful presence that invites you to experience exhilarating driving.



## INTERIOR

The interior provides a comfortable, human-centered space. Controls in the snug cockpit have been laid out so that drivers don't need to change their line of sight or posture, while passengers enjoy a calm, relaxing space with ample legroom.



**PERFORMANCE**



Simply depress the accelerator or turn a corner, and you'll realize the ES refines the basics of performance. The smooth acceleration and optimized cornering control realize response that resonates with the driver's feelings. Even turning at an intersection you often drive through, you'll experience a warm thrill of excitement.



» INTELLIGENCE



**GA-K (Global Architecture-K) platform**

Lexus developed the platform for the ES from scratch to create the foundation for excellence in core criteria, including design, dynamic performance, ride quality, quietness, and safety. For dynamic performance, the location and angle of the steering wheel and pedals were reviewed to create a posture that supports easy driving. To augment the vehicle's excellent DNA with its low center of gravity and uniform lateral weight distribution, the geometry of the high-rigidity body and chassis were optimized to deliver excellent straight-line driving stability, stable cornering, and braking stability. In addition, the integration of advanced features including parallel rack EPS (Electric Power Steering) and performance dampers provide secure and pleasant handling that closely responds to the driver's intentions. Finally, we aggressively blocked vibrations and reduced every aspect of sensitivity to vibration to reduce noise and vibrations from the engine and tires, to provide a comfortable ride with outstanding quietness.

**Multi material body**

The ring-shaped body structure helps to reduce body torsion. A V-shaped brace behind the rear seats contributes to coupling rigidity for excellent stability. In addition, body rigidity is enhanced by the extensive use of advanced technologies including laser screw welding and structural body adhesives. Optimizing the use of hot-stamp and high-tensile steel in key body components also reduces weight while contributing to excellent collision safety.



**EPS (Electric Power Steering)**

The parallel rack electric power steering system provides crisp, clean response as soon as you start turning the steering wheel. The steering column offers enhanced rigidity and excellent steering feel.



**Performance dampers**

Performance dampers in the front and rear boost the feeling of unity between car and driver. The dampers quickly absorb body flex and minuscule vibrations while driving to sharpen handling characteristics and contribute to the excellent ride comfort and quietness.



**Active engine mount**

Large mounts positioned in the front and rear of the engine decrease vibrations at engine start-up. In addition, they reduce idling vibration, low-frequency engine noise during low-rpm driving, and engine noise during high-rpm driving. By suppressing vibrations transmitted from the engine, they also contribute to the excellent ride comfort and quietness.



**Aerodynamics**

Aerodynamic performance is seamlessly integrated into the elegantly-shaped silhouette so that air flows from the rear seats to the trailing edge of the trunk. Fins on the underbody cover and rear combination lamps reduce air resistance, contributing to the quiet interior and excellent fuel efficiency. The controlled air flow also enhances driving stability.



**Suspension**

The geometry of the McPherson strut front suspension was optimized to realize excellent steering response and turning stance, together with premium ride comfort. The arm positions on the trailing-arm double-wishbone rear suspension were optimized to smoothly handle uneven road surfaces, providing an excellent blend of handling stability and ride comfort. In addition, the shock absorbers on both the front and rear suspension incorporate swing-valve shock absorbers that respond to even minuscule movements, to provide an exceptionally flat feel when starting up, as well as excellent straight-line stability when driving at speed.

**Brakes**

Engineered for excellent braking force, control and response, the brakes provide intuitive response to the driver's input, feeding driving pleasure by supporting exciting driving with peace of mind. In addition, the ES is equipped with an electric parking brake, further enhancing easy operation and driving enjoyment.



**Drive mode select**

Drive mode select provides integrated control of multiple systems to let you tune performance to suit your driving style. You can select and change between three modes: Eco, Normal, Sport.



**Lexus Hybrid Drive**

The new hybrid system aims to transform people's image of hybrid performance even as it realizes exceptional fuel efficiency. By combining the excellent response of the 2.5-litre L4 engine with a compact, small lightweight battery and sophisticated control capabilities, it delivers a smooth natural acceleration feel, responding instantly to accelerator inputs.



**2.5-liter L4 engine (A25B-FXS)**

The 2.5-liter L4 engine delivers a sophisticated blend of dynamic performance, fuel efficiency and environmental friendliness. Reviewing the engine's basic design, adopting a longer stroke and high-efficiency intake ports, and enhancing the flow of air in the cylinders realize high-speed combustion. Additional refinements include multi-hole direct injectors, a continuously variable-capacity oil pump, a variable cooling system, and VVT-iE on the intake-side valves.\*1

Note: Vehicles pictured and specifications detailed in this catalogue may vary from models and equipment available in your area. Please inquire at your local dealer for details on the availability of features.

\*1 VVT-iE: Variable Valve Timing-intelligent by Electric motor.





**FEATURES**



Refining the advanced levels of luxury and utility experienced in the previous generation model enables the driver and passengers to enjoy premium comfort, for a quality of luxury comfort that is consistently a step ahead.

» INTELLIGENCE



The sharp face is focused on the Lexus spindle grille, a core design cue that is heightened by the compact LED headlamps. The DRL (Daytime Running Lamps) emit an L-shaped light that radiates a smart and fearless expression.

L-shaped LED rear combination lamps further embed the distinctive Lexus identity. Advanced features including acoustic glass and seatback silencers contribute to the extremely low noise levels in the cabin, further enhancing this relaxing private space. It is a refined expression of Lexus hospitality that remains ahead of its time in shaping perceptions of luxury.



**3-eye Bi-Beam LED headlamps**

The slim, square design of the 3-eye Bi-Beam LED headlamps projects a sharp futuristic look, heightened by the thin light beam design of the turn signal lamps.

**LED rear combination lamps**

The L-shaped rear combination lamps reinforce the ES's Lexus identity. The three-dimensional design was engineered to combine high visibility with distinctive style.



**Moonroof**

The Moonroof accentuates the dynamic elegance of the ES. In addition to contributing to a spacious cabin feel, it makes the drive more enjoyable by permitting fresh air and sunshine inside.



**Hands-free power trunk lid**

Even if both hands are full, when carrying the Electronic Key you can open and close the trunk lid automatically by moving your foot under the rear bumper and out again.

**Rear bumper**

The character lines of the side silhouette converge to give the rear a dynamic presence. Combining high rigidity with excellent recyclability, the rear bumper accentuates this presence, endowing it with a strong sense of stability.



**Acoustic glass**

The windshield fitted with a special acoustic glass with excellent sound insulating properties.





**Meter/EMV display/color head-up display**

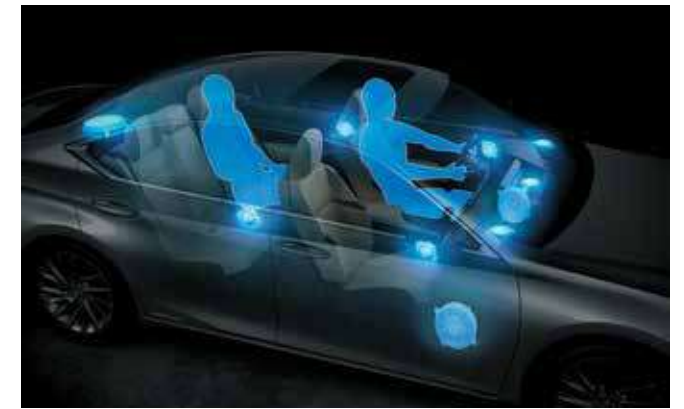
The EMV (Electro Multi-Vision) enables simple touch operation, with a high-resolution wide screen that is easy-to-read even when the menu and maps are displayed simultaneously. Ergonomics helps refine the display's position in front of the driver for easy viewing and operation, optimizing the angle and the position of the unit to minimize intrusion into the driver's line of sight. The result is an interface that is easy to focus on and enables intuitive fingertip operation, while maintaining forward visibility and a comfortable driving position. The EMV displays incoming calls, audio system and other information, and coordinates display of select information with the multi-information display integrated into the 17.78cm (7inch) color TFT (Thin Film Transistor) Optitron meter and the large color head-up display positioned in the driver's line of sight.

**Active Noise Control**

Active Noise Control uses engine rpm and a dedicated microphone to identify and reduce muffled engine sound by outputting an opposite-phase sound from the speakers to cancel it out, significantly enhancing quietness in the cabin.

**Mark Levinson™<sup>1</sup> premium surround sound system**

Adopting a PurePlay layout, 7 Unity speakers with identical performance are arranged along the shoulder line which runs from the instrument panel to the door tops, effectively surrounding the cabin. By placing speakers close to occupants' ears so there are fewer obstructions, this layout realizes clear sound, even in the rear seats. The rich, powerful low-frequency sounds from the woofers combine with advanced sound technology to provide a crisp audio experience that envelops passengers.



**nanoe-X™<sup>2</sup>**

The climate control system integrates advanced nanoeX technology, which releases microscopic, negatively-charged "nanoeX" particles containing 10 times the OH radicals of conventional nanoe systems, helping to purify the cabin air and effectively deodorize the seats and upholstery. The high moisture content of ions displays a healthy moisturizing effect on skin and hair.



**Wireless charger**

For wireless charging of batteries, simply place Qi-compatible smartphones and electronic devices on the charging tray in the center console box.

**Console box**

The spacious utility box in the console box integrates two USB charging ports for convenient charging and use of portable devices while you are on the move. A lip in the box edge enables smooth routing of cables, to keep your mobile phone close at hand while it is charging.



\*1: Mark Levinson is a trademark of Harman International Industries.  
 \*2: "nanoeX" and the "nanoeX" logo are trademarks of Panasonic Corporation.

Note: Vehicles pictured and specifications detailed in this catalogue may vary from models and equipment available in your area. Please inquire at your local dealer for details on the availability of features.



**Lexus Climate Concierge**

The powerful energy-efficient air conditioning system provides 3-zone independent control of the temperature in the driver's seat, front passenger's seat and rear seats. A control panel for rear seat passengers is conveniently located in the rear center armrest.

**Rear armrest and multi-operation panel**

The rear seats feature a center armrest with convenient cupholders. An integrated control panel lets occupants adjust the audio system, seat recline and other settings, further enhancing passenger pleasure.



**Trunk-through**

Trunk-through functionality enables the carrying of longer items that won't fit in the trunk.



**Power rear seats**

The reclining power rear seats provide up to 8° of recline to create an even more relaxing space.



**LED ambient illumination**

Subtle Lexus hospitality is seen in the elegant and functional design of the instrument panel and its real stitching detail. The use of LED ambient illumination to indirectly light the lower instrument panel and front and rear door trim, creates a feeling at night of being gently enveloped. The brightness can be adjusted to suit your preference.



**Rear door/rear window sunshades**

Sunshades for the rear door and rear quarter window provide shade and privacy in the rear seats.



For a clear field of view when reversing, the rear window sunshade automatically lowers when reverse gear is engaged.

**SAFETY**



The ES's exciting performance is underpinned by passive safety measures that utilize Advanced Technologies to deepen your peace of mind



» INTELLIGENCE





**SRS (Supplemental Restraint System) Airbags**

The ES features dual-stage SRS airbags (Front seats), SRS knee airbags (Front seats), SRS side airbags (Front and outboard rear seats) and SRS curtain shield airbags (Front and rear seats).\*1



**LED cornering lamps/Multi weather lights**

The LED cornering lamps contribute to confident driving when turning left or right at night and in the rain by distributing more light in the direction of forward travel and to the sides. The multi weather lights help reduce glare caused by light from the headlamps projected forward when driving in fog at night, while providing sufficient light in front of the vehicle to give a good field of view.



\*1 The SRS airbags are supplemental devices to be used with the seatbelts. The driver and all passengers in the vehicle must wear their seatbelts properly at all times. Never install a rear-facing CRS (Child Restraint System) on the front passenger's seat. For a forward-facing CRS, it is recommended you use it in the rear seats. Please do not use accessories for the seats which cover the parts where the SRS side airbags should inflate. Such accessories may prevent the SRS side airbags from activating correctly, causing serious injury (Lexus genuine seat covers are specifically designed for models equipped with the SRS side airbags. To find out about availability in your area, please inquire at your local dealer). The photo shows all the SRS airbags activated for display purposes only (the SRS side and curtain shield airbags only inflate on the side of the collision in an actual accident). For details on these and other important safety features, be sure to read the Owner's Manual carefully.

Note: The systems functions (except for SRS airbags) may not operate properly depending on the weather, road and vehicle conditions or other factors. Be sure to read the Owner's Manual carefully. Do not overly rely on these systems, as there is a limit to the performance they can provide. The driver is always responsible for paying attention to the vehicle's surroundings and driving safely. Vehicles pictured and specifications detailed in this catalog may vary from models and equipment available in your area. Please inquire at your local dealer for details on the availability of features.

Note: Vehicles pictured and specifications detailed in this catalogue may vary from models and equipment available in your area. Please inquire at your local dealer for details on the availability of features.

TAKUMI



Our Takumi craftsmen strive for perfection in every aspect of their work, actively seeking enhancements by applying constant care and dedication to their craftsmanship, blending their craftsmen's skills with the power of technology to better anticipate the future.



» INTELLIGENCE



Note: Vehicles pictured and specifications detailed in this catalogue may vary from models and equipment available in your area. Please inquire at your local dealer for details on the availability of features.

EXTERIOR & INTERIOR  
COLORS

*The ES is available in a selection of captivating and stimulating exterior and interior colors. Its rich form shows a changing face to the world in different light conditions such as sunlight and streetlights at night, providing a dramatic view that changes with the location and time of day.*



Sonic Quartz <085>



Sonic Titanium <1J7>



Sonic Chrome <1L1>



Sonic Iridium <1L2>



Graphite Black Glass Flake <223>




Deep Blue Mica <8X5>





45.72 cm (18-inch) Aluminum wheels

<TRIM>



Walnut (Open Finish/Brown)

<SEMI-ANILINE LEATHER>



Hazel



Black

Every ES can be customized to any exterior and interior combination mentioned in the catalogue.

## ES 300h SPECIFICATIONS

Exterior Features	EXQUISITE	LUXURY
Headlamps	Bi-Beam LED	3-Eye Bi-Beam LED
Headlamp Leveling Device	with Static Auto	with Dynamic Auto
Follow Me Home Function	●	●
Front Turn Signal Lamp	Bulb	LED
Cornering Lamp	●	●
Daytime Running Light System	●	●
UV-Cut Glass	●	●
Outside Rear View Mirror with Auto Retract, Memory, Reverse Linked, Aspherical & Side Turn Indicator	●	●
LED Rear Combination Lamp	●	●
Rear Fog Lamp	●	●
Auto Open and Close Power Back door with Kick Sensor	X	●
Moon Roof with Tilt & Slide Function	●	●
Interior Features		
Semi Aniline Leather Seat Upholstery	●	●
Driver Seat - 14 Way Adjust (Including Cushion Length Adjust) + Slide memory	●	●
Passenger Seat - 12 Way Adjust + Slide memory + Easy Slide Switch (Co-passenger seat adjustment from rear)	●	●
Front Seats equipped with Seat Ventilation	●	●
Seat Heater (Driver, Passenger, Rear)	●	●
Power Reclining Rear Seats with Trunk through	●	●
EC Inside rear View Mirror (Auto Anti-glare Mirror)	●	●
17.78cm (7inch) colour TFT (Thin Film Transistor) Multi-Information Display	●	●
LED ambient illumination	●	●
Comfort & Convenience		
Cruise Control	●	●
Paddle Shift	●	●
Normal, Eco and Sport Drive mode select	●	●
Electric Power Steering (EPS) with Electric Tilt + Telescopic adjustment and Memory function	●	●
Electric Parking Brake with Brakehold	●	●
Wireless Charger	X	●
Heads Up Display (with Color)	X	●
Rain Sensing Wipers	●	●
Auto 3 Zone Air Conditioner with Humidity Sensor	●	●
Lexus Climate Concierge	●	●
Minus Ion Generator nanoeX™ <sup>1</sup>	●	●
Sunshades for Rear Door and Rear Quarter Window + Power Sunshade for Rear Window.	●	●
Easy Access Power System - Seat Slide + Tilt and Telescopic Steering	●	●
Front and Rear Parking Sensors	●	●
Back Monitor with Smart Camera	●	●
2 X 12 V DC Connector + 2 X USB(Type-A) Port for Charging	●	●
31.24cm (12.3inch) Electro Multi Vision Touch Display	●	●
Multimedia Audio System	Lexus Premium Audio with 10 Speakers	Mark Levinson™ <sup>2</sup> with 17 Speakers
Navigation	●	●
Audio Jack - 2 USB(Type-A) + 1 AUX-in	●	●
Smartphone connectivity (Wireless Apple Car Play / Wired Android Auto)	●	●
Dynamic Voice Recognition	●	●
Profile Function	●	●
Safety & Security		
10 Airbags - Driver, Passenger, Driver Knee, Passenger Knee, Front Side, Rear Side and Curtain Shield	●	●
ABS(Anti-Lock Braking System) with EBD (Electronic Brake Force Distribution)	●	●
Vehicle Stability Control	●	●
Hill Start Assist	●	●
Tyre Inflation Pressure Warning with Auto Location	●	●
Anti Theft System with Siren, Intrusion (Break-in) Sensor, and Tilt Sensor	●	●
Impact Sensing Fuel Cut (electric)	●	●
Power Doorlock with Speed Lock Function	●	●
Power Windows with Jam Protection and Speed Control	●	●
Emergency Brake Signal	●	●
ISOFIX and Top Tether Anchor for Child Seat	●	●

Note: Please inquire at your local dealer for details on the availability of features. \*1: "nanoeX" and the "nanoeX" logo are trademarks of Panasonic Corporation. \*2: Mark Levinson is a trademark of Harman International Industries.

## SPECIFICATIONS

### DIMENSIONS

Overall length:	4975mm
Overall width:	1865mm
Overall height:	1445mm
Wheelbase:	2870mm
Minimum turning radius:	5.9m
Seating Capacity	5 Seater

### CHASSIS & TRANSMISSION

Suspension Front/ Rear	MacPherson Strut/ Double Wishbone
Tyre	235/45 R18
Transmission	E-CVT (Electronic - Continuously Variable Transmission)

### ENGINE

Type	4 Cylinders In-Line
Displacement	2487 cm <sup>3</sup>
Max Output	131 kW @ 5700 rpm
Max Torque	221 Nm @ 3600 - 5200 rpm

### MOTOR GENERATOR

Type	Permanent Magnet Motor
Max Output	88 kW
Max Torque	202 Nm

### HYBRID BATTERY

Type	Nickel-Metal Hydride Battery
System Voltage	244.8 V
Number of Battery Cells	204

### HYBRID SYSTEM

Total Max Output	160 kW
EV Mode	Available



\*Addition of extra features may change figures in this chart.

Toyota Motor Corporation reserves the right to alter any details of specifications and equipment without notice.

Details of specifications and equipment are also subject to change to suit local conditions and requirements.

Please inquire at your local dealer for details of any such changes that might be required for your area.

Note: Vehicles pictured and specifications detailed in this catalog may vary from models and equipment available in your area.

Vehicle body color might differ slightly from the printed photos in this catalog.